


Creative Stamps



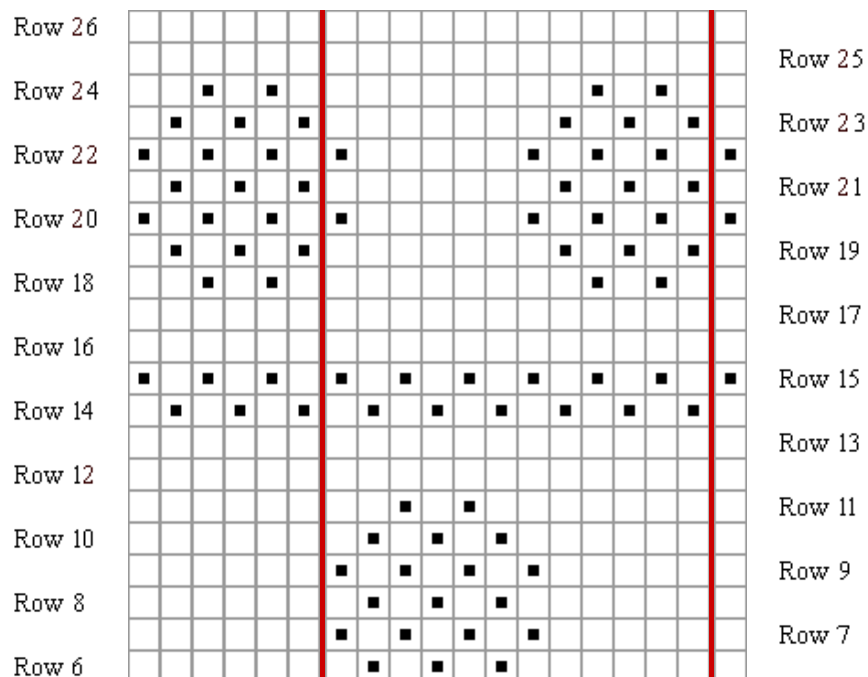
This picture of Creative Stamps provided by Elaine Joann Lyons

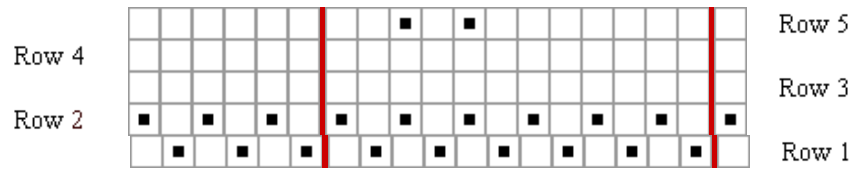
Multiple of 12 stitches plus 7 stitches

Row Number	Begin Row	Repeat		End Row
Row: 1 - (Right side)	K1 *	P1, K1	repeat from *	
Row: 2 -	K1 *	P1, K1	repeat from *	
Row: 3 -	*	knit	repeat from *	
Row: 4 -	*	purl	repeat from *	
Row: 5 -	K1 *	k7, p1, k1, p1, k2	repeat from *	ending k6
Row: 6 -	p6 *	(p1, k1) 3 times, p6	repeat from *	ending p1
Row: 7 -	k1 *	k5, (p1, k1) 3 times, p1	repeat from *	ending k6
Row: 8 -	p6 *	(p1, k1) 3 times, p6	repeat from *	ending p1
Row: 9 -	k1 *	k5, (p1, k1) 3 times, p1	repeat from *	ending k6
Row: 10 -	P6 *	(p1, k1) 3 times, p6	repeat from *	ending p1
Row: 11 -	k1 *	k7, p1, k1, p1, k2	repeat from *	ending k6
Row: 12 -	*	purl	repeat from *	
Row: 13 -	*	knit	repeat from *	

Row: 14 -	k1 *	p1, k1	repeat from *	
Row: 15 -	k1 *	p1, k1	repeat from *	
Row: 16 -	*	purl	repeat from *	
Row: 17 -	*	knit	repeat from *	
Row: 18 -	p2, (k1, p1) twice *	p8, (k1, p1) twice	repeat from *	ending p1
Row: 19 -	K1 *	(p1, k1) twice, p1, k7	repeat from *	ending (p1, k1) 3 times
Row: 20 -	(k1, p1) 3 times *	k1, p5, (k1, p1) 3 times	repeat from *	ending k1
Row: 21 -	k1 *	(p1, k1) twice, p1, k7	repeat from *	ending (p1, k1) 3 times
Row: 22 -	(k1, p1) 3 times *	k1, p5, (k1, p1) 3 times	repeat from *	ending k1
Row: 23 -	k1 *	(p1, k1) twice, p1, k7	repeat from *	ending (p1, k1) 3 times
Row: 24 -	p2, (k1, p1) twice *	p8, (k1, p1) twice	repeat from *	ending p1
Row: 25 -	*	knit	repeat from *	
Row: 26 -	*	purl	repeat from *	

Repeat Rows 1 - 26





Because knitting is a matter of individual abilities and styles, the information on this site is presented without warranty regarding its accuracy or the outcome of its use.

Copyright © 2018 Display of this page on any website other than www.knittingfool.com or reproduction of this page for distribution without the permission from www.knittingfool.com is a copyright violation.