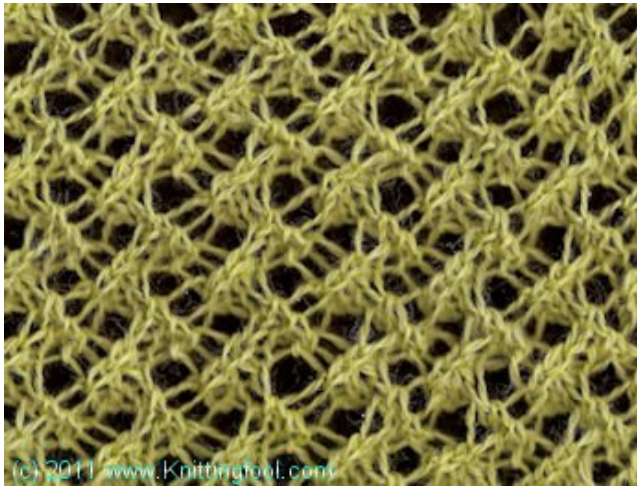


Clusters

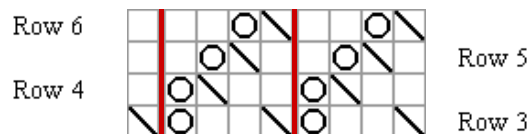


This picture of Clusters provided by Elaine Joann Lyons

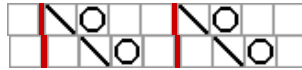
Multiple of 4 stitches plus 1 stitch

Row Number	Begin Row	Repeat		End Row
Row: 1 - (Right side)	k1 *	yo, k2-tog, k2	repeat from *	
Row: 2 -	p1 *	p2-tog, yo, p2	repeat from *	
Row: 3 -	k3 *	yo, k2-tog, k2	repeat from *	ending yo, k2-tog
Row: 4 -	p1 *	yo, p2-tog, p2	repeat from *	
Row: 5 -	k1 *	k2-tog, yo, k2	repeat from *	
Row: 6 -	p3 *	yo, p2-tog, p2	repeat from *	ending yo, p2-tog

Repeat Rows 1 - 6



Row 2



Row 1

Because knitting is a matter of individual abilities and styles, the information on this site is presented without warranty regarding its accuracy or the outcome of its use.

Copyright © 2017 Display of this page on any website other than www.knittingfool.com or reproduction of this page for distribution without the permission from www.knittingfool.com is a copyright violation.