


www.knittingfool.com
American Beauty Tweed

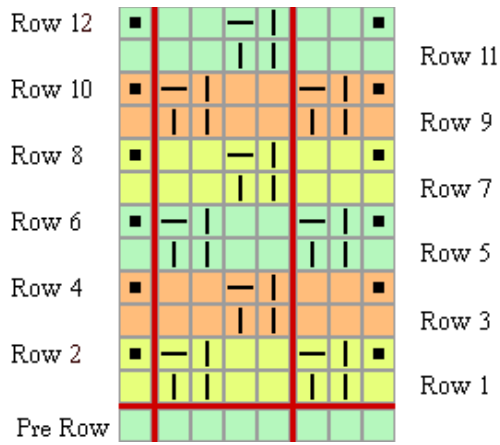
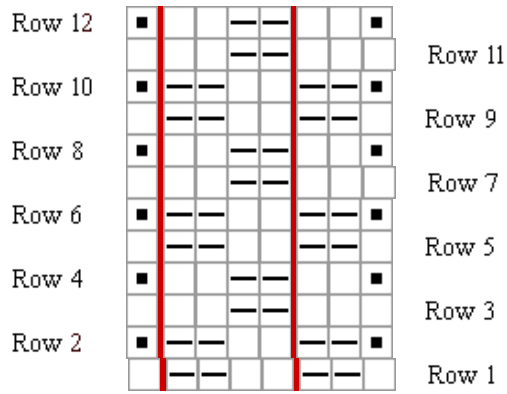


This picture of American Beauty Tweed provided by Elaine Joann Lyons

Multiple of 4 stitches
 With color A purl 1 row.

Row Number	Color	Begin Row	Repeat		End Row
Row: 1 - (Right side)	B	k1 *	sl 2 wyib, k2	repeat from *	ending sl 2 k1
Row: 2 -	B	k1 *	sl 1 wyib, sl 1 wyif, p2	repeat from *	ending sl 1 wyib, sl 1 wyif, k1
Row: 3 -	C	k3 *	sl 2 wyib, k2	repeat from *	ending k1
Row: 4 -	C	k1 *	p2, sl 1 wyib, sl 1 wyif	repeat from *	ending p2, k1
Row: 5 -	A	k1 *	sl 2 wyib, k2	repeat from *	ending sl 2, k1
Row: 6 -	A	k1 *	sl 1 wyib, sl 1 wyif, p2	repeat from *	ending sl 1 wyib, sl 1 wyif, k1
Row: 7 -	B	k3 *	sl 2 wyib, k2	repeat from *	ending k1
Row: 8 -	B	k1 *	p2, sl 1 wyib, sl 1 wyif	repeat from *	ending p2, k1
Row: 9 -	C	k1 *	sl 2 wyib, k2	repeat from *	ending sl 2 k1
Row: 10 -	C	k1 *	sl 1 wyib, sl 1 wyif, p2	repeat from *	ending sl 1 wyib, sl 1 wyif, k1
Row: 11 -	A	k3 *	sl 2 wyib, k2	repeat from *	ending k1
Row: 12 -	A	k1 *	p2, sl 1 wyib, sl 1 wyif	repeat from *	ending p2, k1

Repeat Rows 1 - 12



Because knitting is a matter of individual abilities and styles, the information on this site is presented without warranty regarding its accuracy or the outcome of its use.

Copyright © 2017 Display of this page on any website other than www.knittingfool.com or reproduction of this page for distribution without the permission from www.knittingfool.com is a copyright violation.